

**International**  
The Harvey Cushing  
Symposium



**Our Committed Partner**  
The Florence Gould Foundation,  
40 years of Generosity

**Patient and Staff  
Wellness**  
Music to Their Ears

# L'Américain

The Newsletter for Friends and Donor Members of the American Hospital of Paris



## Interventional Radiology, a Fast-Growing Medical Innovation

*From left to right, Drs. Massimiliano Di Primio, Benjamin Moulin,  
Georgios Angelopoulos and Antoine Hakimé, of the Interventional Radiology team.*



American Hospital of Paris

N° 80 SPRING 2022



Professeur Robert Sigal  
Chief Executive Officer

Almost two years to the day after France’s first lockdown, we were permitted to unmask in many everyday situations. For all of us, it has been a joy to re-discover people’s faces and smiles, and a relief to see that the pressure on French hospitals has significantly eased.

Nevertheless, to protect our most vulnerable populations, the health pass – whether proof of vaccination, a negative test result or a certificate of recovery – is still required to enter all hospitals, retirement homes and centers for the disabled, and masks continue to be mandatory in all healthcare settings. We know we can count on your understanding and cooperation to follow these rules, which ensure safety for all at the American Hospital of Paris.

As previously announced, our annual Harvey Cushing Symposium, entitled Covid, After the Storm? was held in the Hospital’s auditorium on April 4, in partnership with Université de Paris, Université de Versailles-Saint-Quentin, Weill Cornell Medical College and Columbia University, as well as NewYork-Presbyterian Hospital and the French-American Foundation. The event featured leading experts from France and the United States, who compared and discussed their views and experiences of the pandemic, while many of you attended virtually or in person.


“The event featured leading experts from France and the United States, who compared and discussed their views and experiences of the pandemic, while many of you attended virtually or in person.”

Throughout its extraordinary fight against the pandemic, the American Hospital of Paris sustained its unique spirit of innovation aimed at providing you with the best in French and American medicine. One major focus area has been the development of a fast-growing specialty: interventional radiology. As you will discover in this issue’s special feature, interventional radiology is used to perform extremely precise, minimally invasive procedures to treat an increasingly wide range of diseases, without leaving a scar. Today, thanks to our outstanding diagnostic and technological infrastructure and to the unparalleled skills of our dedicated team, the American Hospital of Paris is already a leader in the treatment of many conditions, including prostate adenomas, uterine fibroids and pelvic varicose veins.

Enjoy!

In this issue

P.3  
YOUR HEALTH  
Interventional Radiology,  
a Fast-Growing Medical  
Innovation



P.6  
YOUR HOSPITAL & YOU  
French Hospital Quality Label

P.8  
Harvey Cushing Symposium

P.9  
DONOR PAGES  
A message from  
John Crawford

P.10  
YOUR DONATIONS AT WORK  
Encouraging Our Teams

P.12  
OUR COMMITTED PARTNER  
The Florence Gould  
Foundation

P.13  
PATIENT AND STAFF  
WELLNESS  
Music to Their Ears

P.14  
SUPPORT YOUR HOSPITAL  
Movable Property  
Donations



Published by American Hospital of Paris, Institutional Communication: 63, Blvd Victor Hugo 92200 Neuilly-sur-Seine | Editor-in-Chief: Prof. Robert Sigal | Managing Editors: Jérôme Deana, Samantha Leblanc | Editorial Committee: Véronique Cottat, Geneviève David – Gris Orage, Pierre-Henri Ollier, Alexis Ray | Translation: Mary Lou Bradley, Meg Hammer, Anne Swardson, Andrea Thelohan | Photos: AHP, Nathalie Courau-Roudier, Simon Gauvin, iStock, Arman Molavi, Caroline Moreau, All rights reserved | Design: Houltonsmets | Print: Rivaton & Cie | Print run 8,500 copies | I. S. S. N. : 1241-9699

Interventional Radiology,  
a Fast-Growing Medical Innovation

Interventional radiology is an image-guided, minimally invasive surgical technique that was initially used to treat arteries in the heart, brain and legs. Thanks to human and technological progress, it can now be used to treat the vast majority of metastatic and non-metastatic cancers, as well as examine most organs and the diseases affecting them. The Hospital’s interventional radiology team is part of the imaging department headed by Professor Jean-Luc Sarrazin. Team members Dr. Benjamin Moulin, Dr. Massimiliano Di Primio, Dr. Georgios Angelopolous, Dr. Raphaël Blanc and Dr. Antoine Hakimé share their perspectives on this exciting and innovative medical innovation.

Technological and  
Human Prowess

The principle of interventional radiology is simple: the patient is placed on an X-ray, CT scan, MRI or ultrasound examination table, and the interventional radiologist uses imaging technology to access the necessary information in real time. On seeing the organ, the doctor can identify the problem and determine the safest route of access, which is often through the vessels. The images enable the interventional radiologist to keep a close eye on any at-risk structures, such as a small nearby artery which may be causing complications.

Imaging has also proven invaluable in the preoperative stage. Like a pilot preparing a flight plan, the interventional radiologist prepares for each surgical procedure, rehearsing as often as necessary to avoid surprises

Interventional Radiology Unit: What Sets Us Apart

<b>Safe environment</b> All procedures are staffed by a dedicated anesthesiologist and a nurse, present at all times, to ensure maximum safety and comfort for patients.	<b>Multidisciplinary team</b> The unit works in close cooperation with the various surgical and clinical teams of the American Hospital of Paris.	<b>Latest-generation equipment</b> Our unit has access to a complete range of diagnostic and testing services with state-of-the-art equipment: vascular surgical table, latest-generation cone beam, CT scanner and interventional MRI.
---	--	--

on the day of the operation. Not only do our patients generally appreciate these minimally invasive techniques, but we, as practitioners, are thrilled about the feats we can accomplish, including operations that don’t leave a scar!

Current technological and human advancements encourage us to continually reinvent our methods. Interventional radiology is not static; it allows us to continually push the boundaries of minimally invasive medicine. For example, one of the leading causes of female mortality in Africa, postpartum hemorrhage, can be resolved in 30 minutes by injecting into an artery a product designed to stop the bleeding – it’s incredible.



Highly Specialized Team

Interventional radiology requires an ultra-specialized medical degree, constant training and the ability to adapt to quickly evolving technologies by continuously updating one’s knowledge and skills. At the American Hospital of Paris, our team of interventional radiologists is made up of experienced professionals who have trained in France’s top hospitals. Each doctor has specific areas of specialization and practices interventional radiology exclusively. All have earned recognition from the global medical community, are regularly published in leading scientific



journals and participate in international medical conferences.

We frequently discuss our day-to-day work among ourselves, and strive to constantly do better while continually pushing the boundaries to treat an increasingly wide range of diseases. At every conference we attend, a new minimally invasive, scarless technique, performed by an interventional radiologist on an outpatient basis, is presented as an alternative to a much more invasive procedure. Of course, we are aware of the cost of these new methods, but their potential is simply amazing, even for those who use them on a daily basis. Interventional radiology's potential is so tremendous that all medical and surgical specialties are exploring the ways it can be used.

## Priority Focus Area

Interventional radiology most certainly represents the future of medicine. For patients, the numerous benefits – low risk of complications, quicker recovery time, shorter hospital stay, and no scar – mean that patients can usually return to their normal activities the very next day. Most of all, interventional radiology preserves the patient's quality of life.

For instance, in the case of cancer, imaging can detect even the smallest tumors, thus ensuring the patient's recovery no matter which treatment technique is used. On the other hand, if part of an organ is removed, sooner or later the patient will suffer and likely become ill. With interventional radiology,

the doctor detects the tumor and inserts a needle to physically eliminate or destroy it using extreme heat or cold. The organ itself is totally spared, the patient is permanently cured and the function of the affected organ is preserved for the remainder of the patient's life.

The American Hospital of Paris is a leading center for interventional radiology in France and there are ample reasons to believe that we will become the number one private healthcare establishment in the field. First, our Hospital immediately sought to prove the potential of this innovative specialty. Impressed by this technology, the Hospital's executive management, along with doctors from our various units, took pains to inform and educate patients about it. Second, we recruited top interventional radiologists possessing the highest level skills, who have singular proficiency in certain techniques. Third, our department reaps the benefits of our Hospital's multidisciplinary approach, which ensures immediate access to the clinical skills necessary to meet patients' pre- and postoperative needs. We consult the doctors in the specialties concerned, and each patient file is discussed during multidisciplinary team meetings. We also have a 24/7 Emergency Care Center and our team of anesthesiologists is available around the clock. We are currently expanding our expertise in this area, and our ambition is to become the top Hospital for the majority of interventional procedures.

## Already Leading the Way

Today, the American Hospital of Paris is undeniably one of Europe's top centers for prostate adenoma embolization. Our urology department, led by Chief of Service Professor François Haab, features one of the few teams capable of offering the full array of therapeutic care for prostate gland enlargement.




### 1. Prostate embolization

Procedure to treat prostate-related urinary symptoms without causing urinary incontinence or retrograde ejaculation.

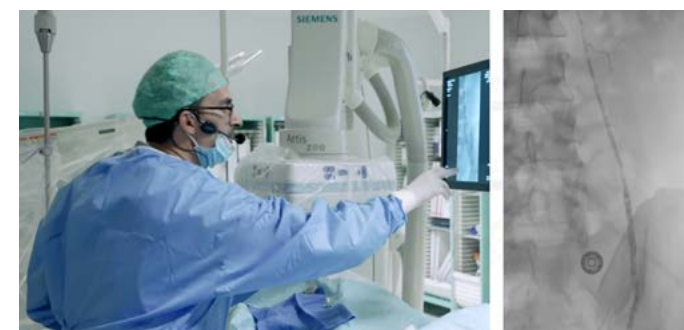
## Frequently-Performed IR Procedures at the American Hospital of Paris

- Benign prostatic hyperplasia (BPH), or prostate adenoma
- Uterine fibroids
- Pelvic varicose veins
- Varicoceles
- Spinal compression fractures
- Osteoporosis fractures
- Bone metastasis
- Cancer
- Lower extremity arterial occlusive disease
- Post-phlebitic syndrome (swelling of the leg)
- Osteoarthritis
- Adhesive capsulitis
- Hemorrhoids
- Morton's neuroma



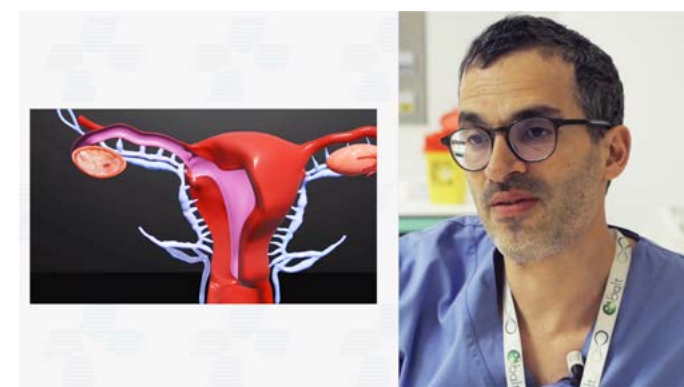
### 2. Uterine fibroid embolization

This procedure is used to obstruct the blood vessels that supply the fibroids, thereby significantly reducing their size.



### 3. Varicocele embolization

Minimally invasive procedure to treat debilitating pain and certain fertility issues.



### 4. Varicose vein embolization

Treatment that relieves debilitating pain and may prevent the recurrence of varicose veins in the legs.

For uterine fibroids, a special “fibroid” multidisciplinary team meeting is held, together with the Hospital's gynecologists, to collectively discuss each case. In many hospitals, uterine fibroids are systematically treated by hysterectomy. Embolization is an ideal alternative to this invasive procedure. It's one example of how we at the American Hospital of Paris are in a position to guarantee the best possible care for these patients.

Certain specialties, such as embolization of hemorrhoids and pelvic varicose veins, are undergoing significant growth. Today, using a simple embolization procedure, it is possible to block blood flow to the dilated veins in the pelvic region, causing them to collapse. Though pelvic varicose veins are an extremely common and painful disorder, awareness is sorely lacking and many patients remain undiagnosed despite having obtained multiple medical opinions. At the American Hospital of Paris, we provide them with the care they need.

We are currently developing treatments for patients suffering from varicoceles, a common cause of male infertility. Not only does our Hospital feature one of the nation's leading ART centers, we also perform the full range of techniques to treat varicoceles. We are also participating in studies on osteoarticular embolization techniques used to treat disorders such as osteoarthritis and frozen shoulder. As you can see, innovation is a top priority at the American Hospital of Paris!

Lastly, under the guidance of Professor Gérard Friedlander, we are expanding our range of care options in vascular medicine. The American Hospital of Paris is the only private institution in France to feature a vascular medicine unit, which will be a major asset going forward. Our interventional radiologists have the necessary expertise to unclog all types of vessels, even in the toes, and again have singular proficiency in percutaneous bypass procedures. Our goal is to achieve a near-zero amputation rate for our patients.

## We Need You

To guarantee that each patient benefits from decreasingly invasive medical excellence based on the most innovative specialties and technologies, the American Hospital of Paris needs resources to make the necessary investments.

**In this regard, your generosity is crucial.**

To support medical innovation at the American Hospital of Paris, please go to <https://www.american-hospital.org/en/support-us/projects/support-medical-innovation-interventional-radiology>, scan this QR code or send us the donation form provided.





QUALITY

# French Hospital Quality

The American Hospital of Paris is one of the very first institutions to receive the *French Hospital Quality* designation!

The *French Hospital Quality* designation is the first French process to evaluate the care provided to international patients in French hospitals. Created by the association French Healthcare which works under the auspices of the French Ministry of Foreign Affairs, it aims to position France as a key player in the medical tourism market. Introduced in partnership with AFNOR Certification and composed of 10 criteria broken down into 57 items, the process assesses the entire patient journey, whose steps include reviewing the request for medical care, managing administrative and financial aspects, quality of the hospital stay, staff proficiency in a foreign language (English in particular), managing the discharge and organizing a stay in a follow-up/rehabilitation facility (if necessary), document translation, and billing. It comes in addition to the various accreditations on safety of care, including the American Hospital of Paris's dual accreditation from the French *Haute Autorité de Santé* (Level A) and from the American Joint Commission (full accreditation).



CARE SERVICES

# Enhancing Pediatric Care



We are pleased to announce that a pediatrician specializing in learning disabilities joined our pediatric team at the beginning of the year.

Today, around 8% of children are affected by learning disabilities, which vary greatly in severity and can be complex or associated with other conditions. These disabilities also have a range of repercussions on education and daily life. To address these issues, an age-appropriate learning assessment, including the evaluation of verbal and non-verbal functions, is conducted by the doctor with the child, using results from an adaptable battery of computerized tests that are calibrated according to age. After the consultation, the doctor can precisely identify the disabilities observed and, if necessary, direct the child to health professionals, such as doctors, speech therapists and psychologists, for additional examinations. They can also connect parents with the professionals who already treat the child, or prepare recommendations for the school on how to enhance the child's learning environment.

ACCESSIBILITY

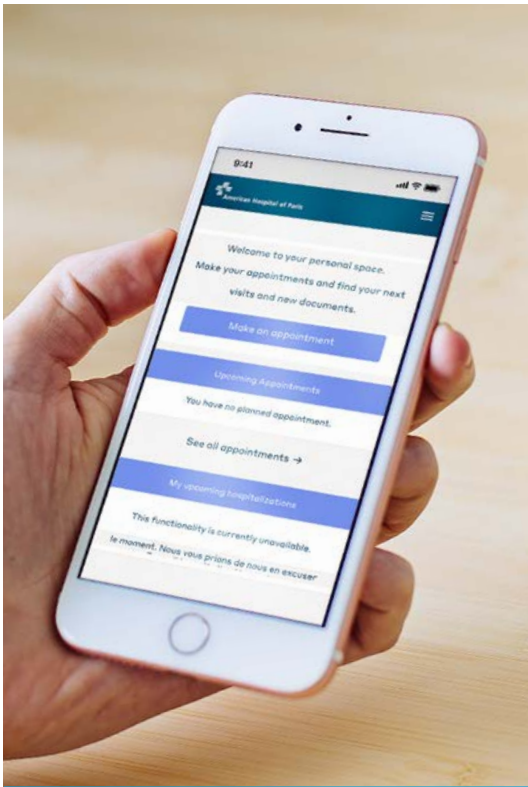
# Patient Portal Launch

In February, the American Hospital of Paris launched a secure portal, accessible to all patients from the website homepage.

This online space can be used to schedule a medical consultation, an imaging or functional test (except for nuclear medicine, for the moment), an appointment with the Fetal Medicine Unit or a Covid PCR test at the laboratory.

Exam results and reports from consultations, hospitalizations or invasive procedures performed after January 31, 2022 are also accessible through this site, and images from imaging exams can be downloaded for two months.

Patients who register will receive an email or SMS notification each time a new document or report becomes available.



RENOVATION

# Temporary Location of the Emergency Care Center

In order to provide emergency care to all patients and their loved ones in a modern, spacious and calming environment, the American Hospital of Paris has undertaken significant renovation work. That has led to the relocation of the Emergency Care Center until the end of the summer.

The Emergency Care Center's administrative area is now housed in comfortable modular units, accessible via 63 Boulevard Victor Hugo and connected to the Hospital. The care area has been installed in the adjacent premises. The Emergency Care Center will move back into more modern and welcoming premises at the end of the summer.





# Harvey Cushing Symposium: *Covid, After the Storm?*

The annual Harvey Cushing Symposium, entitled *Covid, After the Storm?* took place in the American Hospital of Paris auditorium on April 4, 2022. The event was organized in partnership with American universities Weill Cornell Medical College and Columbia University and French faculties of medicine Université de Paris and Université de Versailles-Saint-Quentin. NewYork-Presbyterian Hospital and the French-American Foundation also participated.

The event was open to anyone, with registration to attend in person or virtually. Over the course of the day, experts from France and the United States presented and compared their observations, experiences and approaches to the pandemic. The event drew nearly 200 guests, one-third of whom attended in person.

Starting in the spring of 2020, French and American hospitals engaged in a relentless fight against Covid-19 to protect the lives of their patients. Their unprecedented battle was intense in terms of its magnitude, the level of engagement it sparked among doctors and care teams, and the cohesion built not only among colleagues but with all regional stakeholders.

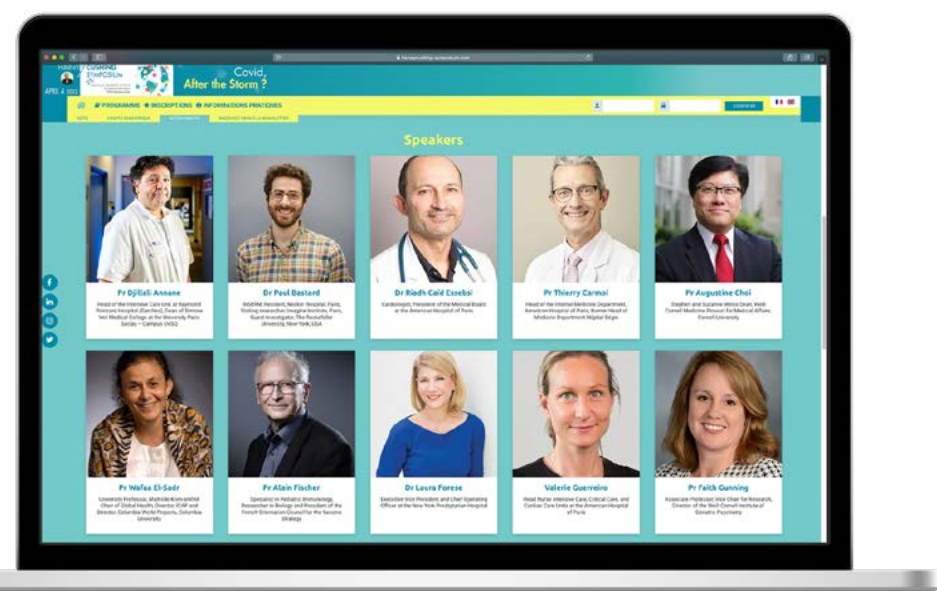
Patient-care protocols were quickly defined and the measures designed to protect our healthcare workers were in continual evolution as we gained knowledge about the new virus. After multiple waves and surges of the pandemic on either side of the Atlantic, where do things stand today? How have care protocols evolved with our expanding scientific knowledge and the viral mutations? What is the long-term impact on patients in terms of their health, both physical and mental?

The pandemic triggered a major global health crisis. It forced more than half of the world's population into lockdown while requiring healthcare

workers and organizations to quickly adapt as they faced greater workloads and the need to reorganize facilities and make complex decisions. How did they cope in this climate of extreme uncertainty? Could we successfully manage a future pandemic by applying the lessons learned from Covid-19?

As everyone anxiously awaits better days, if not the end of this exceptional situation, how can we work to reopen the world when population flow has been blamed for spreading the virus across the planet? What does the future hold for tourism when approaches to vaccination differ around the globe? These questions were addressed throughout the day as participants looked back on the last two years.

To learn more about this symposium, please go to [harveycushing-symposium.com/en](https://harveycushing-symposium.com/en) or scan this QR Code



John Crawford  
Chairman of the  
Development Committee

## TAKE ADVANTAGE OF A UNIQUE TAX OPPORTUNITY

# Allocate All or Part of Your IFI Wealth Tax to the American Hospital of Paris

You entrust the American Hospital of Paris with your most precious asset: your health. You expect our institution to deliver the medical excellence that is essential to your care. Each day, the American Hospital of Paris invests to ensure you have access to the most recent medical innovations, the most effective technologies and the most exhaustive human skills.

As you know, the American Hospital of Paris receives no financial support from the French or American governments. It relies exclusively on the generosity of donors and benefactors like you to obtain the resources it needs to fund each project.

If you are a French taxpayer or a foreign resident of France and are required to pay the IFI wealth tax, French law allows you to reduce your liability

However, the American Hospital of Paris was recognized as an institution of public benefit in 1918. This status facilitates

your generosity, allowing you to benefit from considerable tax incentives, particularly concerning the IFI wealth tax on real estate assets.

If you are a French taxpayer or a foreign resident of France and are required to pay the IFI wealth tax, French law allows you to reduce your liability by allocating the tax to the American Hospital of Paris. This opportunity puts you in charge of how your IFI tax money is spent, so it will benefit your health and that of your loved ones.

The deadline for filing French income and asset tax returns is around the corner. Please consider taking advantage of this tax incentive today by making a gift to the American Hospital of Paris. You can subtract 75% of your donation amount from your 2022 tax bill!



## RECOGNITION

## Encouraging Our Teams

## PROJECT FUNDED BY A DONATION

A donating couple gave a 50-euro gift card to all 850 employees of the American Hospital of Paris, to thank them for their daily commitment to our patients, especially during the health crisis.



Our grateful teams

This recognition is deeply appreciated by all of the Hospital's staff, who sent the donors many messages of thanks in return.

From Georges, who works in the IT systems department: "... I want to express my sincere thanks to this donor couple. Their gesture demonstrates how important it is to show appreciation for staff, something these donors have clearly understood. Whatever our sector of activity at the American Hospital of Paris, we act as one and we fight every day for our patients as well as our institution. We care deeply about our Hospital and have been loyal and committed to it for many years – 30 years in my case – with the same feeling of wonderment and dedication, and the same desire to always do more and do better. So, I would like to sincerely thank this couple for their heartfelt gesture."

Christel Deschamps, Director of Nursing, sums up the feeling shared by all of the nursing and administrative teams: "A huge thanks for this recognition of the professionals at the American Hospital of Paris who, each day, despite the lingering Covid crisis, find the energy and motivation to excel for the benefit of the patients. What a pleasure to see, even with masks, that your gift fills their eyes with joy. Your generosity has touched us immensely."

## INNOVATION

## AI-Assisted Colorectal Cancer Screening

## PROJECT 100% FUNDED BY DONATIONS

Following our appeal in the previous issue of *L'Américain*, several dozen donors immediately responded with their habitual generosity, helping us reach our target of fully funding the acquisition of the Cad Eye module. Thanks to them, the American Hospital of Paris's gastroenterology and hepatology unit now offers AI-assisted colonoscopy, a game-changing innovation for colorectal cancer detection.

"Our patients are very excited about this new, impressive technology which undeniably improves the detection of polyps of all sizes and shapes and enables us to objectively determine whether they are adenomatous or benign during the colonoscopy itself. I would like to thank all those who supported our project, which will ensure even more reliable, accurate and rapid colorectal cancer diagnoses."

Dr. Olivier Spatzierer, Chief of the Gastroenterology and Hepatology Unit

## RENOVATION

## The Emergency Care Center Gets an Upgrade

## FUNDRAISING CAMPAIGN UNDERWAY

Once the construction permit was obtained in January, work was immediately launched to modernize the Emergency Care Center.

Initially, modular buildings were installed in front of the former pediatric entrance and will include reception, triage and waiting areas for the duration of the construction. The patient-care area has been moved to the adjoining premises.

"The challenge is to build temporary premises to meet the needs and standards of the American Hospital of Paris, to handle a constant increase in patients. In 2021, we treated nearly 13,000 patients, which represents a 5% annual increase since 2017," explained Dr. Romain Dufau, Head of the Emergency Care Center.


"After the work is completed in September 2022, our department's surface area will be 40% larger and include, among other things, two additional treatment rooms and a new specifically equipped gynecology area. Lastly, our ambition is to further improve the quality of treatment by enhancing organizational aspects, the environment and the level of comfort. To do this, we are creating separate circuits for "mobile" patients, whose quicker treatment should not be impacted by patients in gurneys, who require more intensive and longer care. Our goal is to guarantee everyone the best patient experience," continued Dr. Dufau.

Note: Access to the Emergency Care Center is via 63 Boulevard Victor Hugo and, from inside the hospital, via Building E.

To support this project, please go to <https://www.american-hospital.org/en/support-us/projects/help-us-build-new-emergency-care-center-american-hospital-paris> or scan this QR code:



Dr. Romain Dufau



## COVID-19

## More than 60,000 PCR Tests Performed Thanks to Donors

Since May 2020, just weeks after the coronavirus appeared in France, our laboratory was equipped with its first automated system to perform PCR screening tests on site. A second machine, installed in the fall, allowed us to boost our diagnostic capacity to meet surging demand, as part of the nationwide screening strategy. The laboratory team's commitment and adaptability allowed us to deliver results within a very short timeframe, rarely more than 24 hours. In all, more than 63,500 tests were performed between May 2020 and December 2021.

Once again, we would like to thank our donors whose generosity allowed us, among other things, to screen our patients and caregivers without delay and to effectively fight the Covid-19 pandemic.



# The Florence Gould Foundation

40 years of Generosity Supporting Your Health and French-American Friendship



Florence Gould Foundation representative Freddy Dressen (right) and American Hospital of Paris CEO Professor Robert Sigal at the Harvey Cushing Symposium on April 4, 2022.

Florence Gould, an American citizen, was born in California in 1895 of French parents. In 1923 she married Frank Jay Gould, the son of Jay Gould, an American millionaire and railroad magnate. Mrs. Gould spent most of her adult life in residence in France. When she died in Cannes in 1983, she left the bulk of her substantial estate to the Florence Gould Foundation. In her Will, Mrs. Gould expressed her wishes to guide the Foundation Directors as follows: *“My special sympathy has always gone to those who are poor and who are at the same time for one reason or another, especially on account of old age or bad health, in need of material help. It is my conviction that the alleviation of such need would always be a worthwhile purpose and objective for said Foundation.”*<sup>1</sup>

*For many years I have been deeply interested in promoting Franco-American amity and understanding, and I hope that the Directors of said Foundation will give careful consideration to furthering this end. In part at least this objective might be combined with the objective outline above by support for the American Hospital of Paris and other similar institutions.”*<sup>\*1</sup>

John R. Young and the other directors of the Florence Gould Foundation were dedicated to ensuring that Mrs. Gould's intentions be carried out. Each of them embodied a love for France and its achievements and enjoyed furthering the mission of amity between the United States and France. The bequest of \$200,000 provided in Mrs. Gould's Will for the American Hospital of Paris was the beginning of a generous

and fruitful cooperation that still endures 40 years later, under the presidency of Anne H. Young, the daughter of John R. Young.”

The Florence Gould Foundation has stood by the American Hospital of Paris at the most important moments in its development, notably helping it to become a pioneer in the early diagnosis of breast cancer, but also to acquire major cutting-edge-technology. The generosity of the Florence Gould Foundation also laid the foundations for the Hospital's Check-Up Center, a department that today performs more than 7,000 general or specialized health checkups per year. The Florence Gould Pavilion, comprising the Hospital's new entrance, maternity, operating rooms and the main laboratory, reflects the close ties that unite the two institutions.

Since the 2000s, support from the Florence Gould Foundation has primarily aimed to finance the Hospital's Medical Exchange Program and to establish ongoing medical exchanges with our American partners, namely NewYork-Presbyterian Hospital, Weill Cornell Medical College and Columbia University. Besides sharing experiences and exclusive practices, this has led to new research initiatives as well as the creation of essential healthcare programs, not to mention the 2019 launch of the Harvey Cushing Symposium, which brings together leading experts from France and the U.S.

**“My special sympathy has always gone to those who are poor (...) For many years I have been deeply interested in promoting Franco-American amity and understanding”**

At the Medal Luncheon held in 2019 at the United States Ambassador's residence in Paris, the Florence Gould Foundation, represented by Freddy Dressen, received the American Hospital of Paris Foundation's medal award. With the recent \$6 million donation dedicated to strengthening medical exchanges between France and the United States, the amount of support granted by the Florence Gould Foundation to the hospital now totals \$10 million!

# Music To Their Ears

PROJECT FUNDED BY A DONATION

At the American Hospital of Paris, we are firm believers in the soothing virtues of music for our patients and staff. That is why we were one of the first institutions in France to offer music therapy and to host an annual classical music concert for our staff and patients, in partnership with *Live Music Now*, an association founded by Yehudi Menuhin.

Last December, the American Hospital of Paris wanted to do even more, by organizing mini-concerts in the various care units, as close as possible to patients and care teams. Two talented musicians, a violinist and bass player, visited our inpatient department, playing Viennese compositions by Brahms and Dvořák, to the great pleasure of their audiences.

*“It was a magnificent musical interlude, a true moment of joy shared between the patients and teams. It clearly brought pleasure to the musicians as well, who readily interacted with the patients. It was a privilege for me to see my patients and their families escape and briefly forget about their illness as they listened to the concert.”* Elizabeth, inpatient nurse.

Building on this initial success, the initiative will be repeated in 2022 and expanded thanks to support from a donor. Several musical events are already scheduled throughout the year, culminating with the “Fête de la Musique” music festival.



1. Florence Gould will, section 11, paragraph 1.



# Movable Property Donations

The American Hospital of Paris is a non-profit organization that was recognized as an institution of public benefit in 1918. As such, it can receive all manner of movable property donations and bequests, and the donors of such assets are eligible for a tax credit. Beyond cash donations, which are the most common type of gift, it is possible to donate all sorts of goods and rights, regardless of their category.

## What Assets Can Be Donated?

The American Hospital of Paris is authorized to receive any type of movable asset. Legally speaking, a movable asset is any personal property other than real estate. Whether it is a boat, a thimble, a painting or a race horse, your movable asset can be donated to the American Hospital of Paris. Except in the rare event of an in-kind donation of medical equipment, the Hospital cannot use the movable assets it receives as donations. That is why it sells the assets and uses the proceeds to support its development projects.

## Tax Credit

What amount of tax credit can a donor claim after donating an object, such as a watch or a work of art, to the American Hospital of Paris?



### Two types of tax credit:

- In the most common scenario, the donor can claim an income tax credit equivalent to 66% of the donated asset's value<sup>1</sup>, just like in the case of a cash donation.
- If the donor has inherited from a recently deceased loved one, he or she can donate part of the inherited estate<sup>2</sup> and receive a tax credit on the inheritance tax owed, by donating an object from the estate.

This happened recently when a patient left some of her jewelry to her nephews. She had often expressed her wish to donate the jewelry as a bequest to the American Hospital, but was unable to complete the necessary paperwork before her death. The nephews therefore made a tribute donation, and in doing so honored their aunt's wishes while reducing their inheritance tax liability.

1. With maximum savings of 20% of the donor's taxable income. Any surplus amount can be carried over for tax-credit purposes for the next five years.

2. As stipulated in Section 788 III of the French general tax code.

## Ascertaining a Gift's Value

While a cash gift's value is self-evident, how is an object's true value determined, and what amount will appear on the tax receipt?

To ensure that your donations make the greatest possible impact, the Hospital systematically calls on a state-accredited auctioneer to assess the value of a donated object.

A public auction is the surest way to obtain the amount that most accurately reflects an object's true value. This ensures that each donation is optimized to generate a maximum of resources to support the American Hospital of Paris's development projects.

Each donated object is appraised by a state-accredited auctioneer, who determines its value before overseeing its sale at a public auction. The donor can choose which amount to include on the tax receipt: the value estimated by the auctioneer or, if he or she is willing to wait, the object's selling price at the auction.

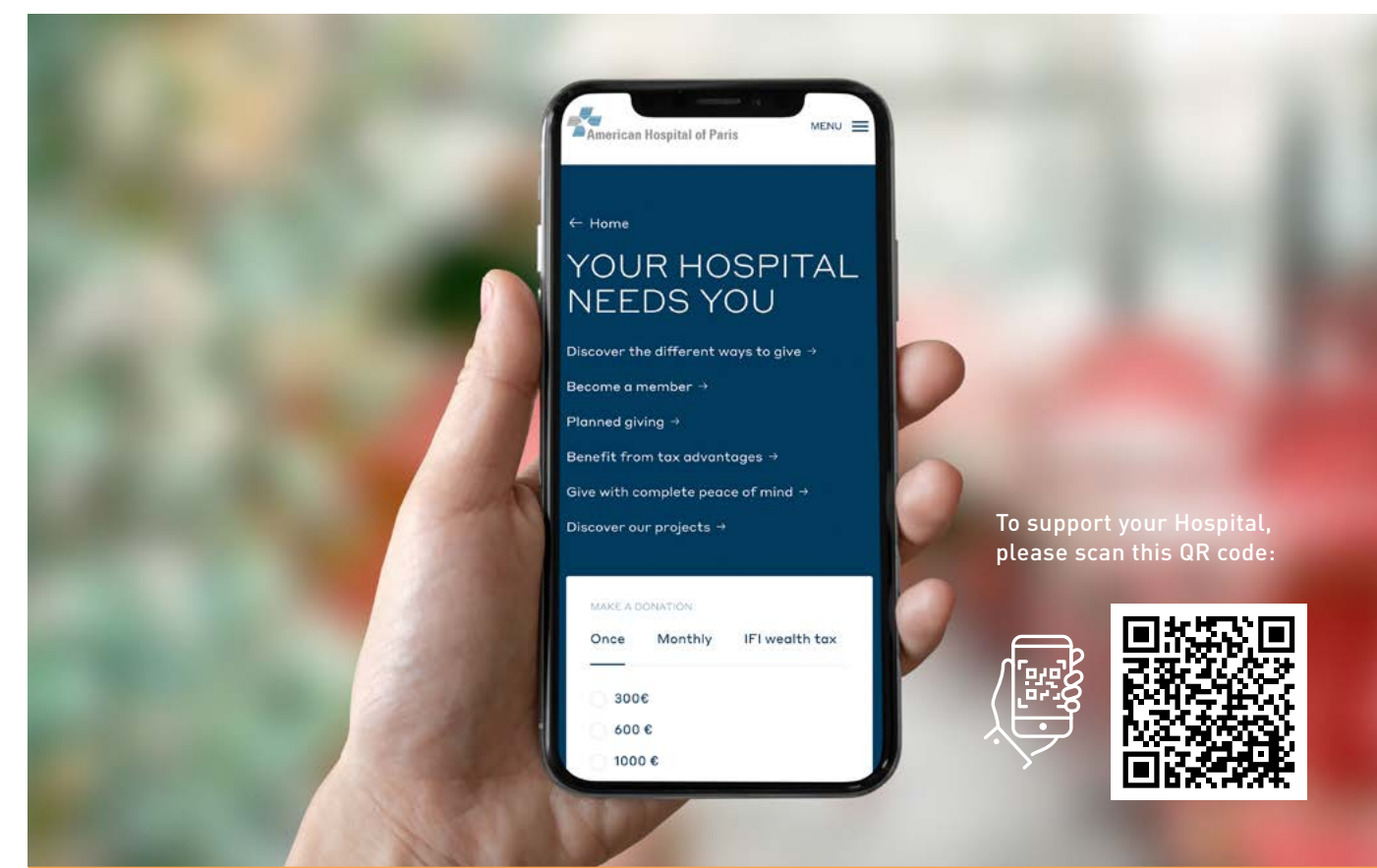
After the sale, the Hospital receives the proceeds, which it can then use to fund its research, renovation and innovation projects.



## Talk to an Expert

Pierre-Henri Ollier holds a degree in notary law and provides expert assistance for your planned giving to the American Hospital of Paris. He is available for free, confidential consultations to discuss your situation and perform an audit of your estate and tax obligations to determine the best way to share your generosity between the Hospital and your loved ones.

Pierre-Henri Ollier, Planned Giving Officer  
pierre-henri.ollier@ahparis.org  
01 46 41 26 09





# Would you like to support the American Hospital of Paris?



## CHOOSE HOW

### 1.

#### Become a member

Be part of the privileged circle of members of the American Hospital of Paris

- Your membership dues are a donation that enables you, each year, to participate in American Hospital of Paris development projects.
- Depending on the membership level you choose, you can receive exclusive benefits, which include a personalized membership card, a waiver of the deposit requirement for hospitalization, access to our exclusive supplemental health insurance plan, hours of free parking, among others.

### 2.

#### Make a gift

Invest in your Hospital's medical, technological or construction projects

- You can choose to direct your support to a specific use or let our Hospital choose to dedicate it to a priority project.
- Your gift is essential in helping to carry out the investments planned by the American Hospital of Paris (clinical research, innovative treatments, latest-generation equipment, modernized facilities, etc.).

### 3.

#### Planned giving

Offer the excellence of the American Hospital of Paris to future generations

- You are wondering about the future of your estate and would like the people you love to benefit from the same medical excellence that you always found at your Hospital.
- You have a special attachment to your Hospital and want to ensure, when the time comes, that it continues to have the resources it needs to build its future.
- To help you consider the issue carefully, our estate planning brochure is available to you. We will send it to you in complete confidentiality, with no obligation from you.

#### TAX BENEFITS

**75%** of your donation amount can be deducted directly from your IFI wealth tax.

**66%** of your donation amount can be deducted directly from your income tax.

**60%** of your donation amount can be deducted from your corporate tax bill, with a maximum savings of 0.5% of company revenue.

#### TO NOTE

- The American Hospital of Paris is a recognized foundation of public benefit. This means that our institution can receive bequests that are exempt of all inheritance tax.
- To thank you for your generous support, a recognition plaque may be dedicated to you.

To join our membership program or renew your membership, make a donation or find information about bequests, visit our new website today by scanning the QR code to the right

